

LUH

Horizontal Blower Heater



- 2.6 - 45 kW
- 8,900 - 153,000 Btuh
- 208, 240, 277, 480 and 600 Volt
- 1 or 3 Phase
- Wall or Ceiling Mounted Configurations

Description

Type LUH self-contained heater provides quiet, reliable fan-forced heating in all types of commercial and industrial applications.

Applications

- Shipping and Receiving Areas
- Pump Houses
- Power Generating Stations
- Aircraft Hangers
- Factories
- Warehouses
- Garages

Construction

Die Formed Cabinet — Heavy 18 gauge steel, phosphate undercoated for corrosion resistance and finished in almond polyester powder coat.

Louvers — Individually adjustable louvers direct air flow up or down as needed.

Fintube Heating Elements have corrosion resistant steel fins that are furnace brazed to the tubular element to assure long life and superior heat transfer.

Fan Motor — Totally enclosed fan motor is rated for continuous duty with built-in thermal cutout and operates on same voltage as the heating circuit.

Dynamically Balanced Fan is attached with rubber vibration insulators for smooth, quiet operation. Blade pitch is carefully selected so that the volume of air moved results in the optimum discharge air temperature.

Features

- **Sub-divided Circuits with Individual Fuse Protection** — Standard on all heaters with a total current draw of 48 Amps or greater. The fuse compartment is conveniently located for easy access.
- **Integral 120V Control Transformer** — Standard on 480V models, eliminates the need for an external control source (24V optional).
- **Heavy Duty Magnetic Contactors** are standard on all models.
- **Thermal Cutouts** open the control circuit and disconnect power to the heating elements if overheating occurs. **Automatic Reset** allows the control circuit to reclose and restore power when temperature returns to normal.
- **Field Convertible** — Combination 208/240V and 1 or 3 phase operation through 10 kW.
- **Mounting Configurations** — Recessed welded fasteners on top of the heater cabinet are internally threaded for suspension of unit with threaded rods. Ceiling and Universal Wall Swivel brackets are optional. The ceiling bracket lets you mount heater directly to ceiling or over-head member, simply and easily. The swivel mounting allows you to readily adjust the direction of warm air flow for maximum comfort up to 180 degrees.

Optional Features (Factory Installed or Field Installation Kits)

- **Summer Fan Switch Kit** — Field installable for circulating warm stratified air. Available for all models.
- **Thermostat Kit** — Field installable on all models. Range 40°F - 90°F.
- **Power Disconnect Kit** — Field installable switch enables power to be disconnected while servicing heater. 40, 80 and 100 Amp models available. Mounts in the back of the heater.
- **Ceiling Bracket** (shown above)
- **Wall Mounting Bracket**

Advantages

- Self Contained
- Versatile, Flexible and High Performance
- Easy Installation
- Minimum Maintenance
- Long Life
- Attractive Appearance

Because it has individually adjustable discharge louvers to direct air flow, and can be wall or ceiling (plus swivel) mounted, the LUH heater may be used in a variety of heating applications:

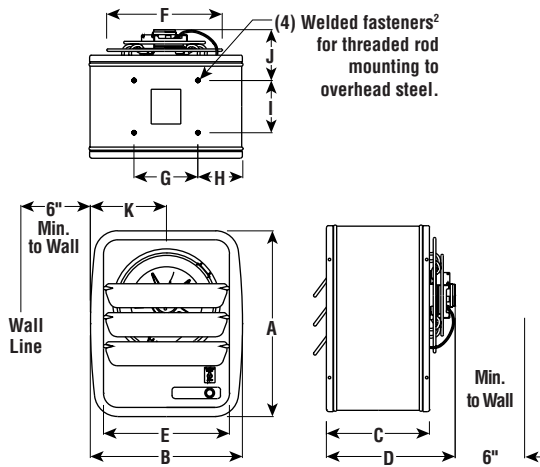
- Primary Heating
- Supplementary Heating
- Dual System Heating
- Spot Heating
- Entryway Air-Curtain Heating

Refer to
WR-80, RTC, WR-90
in the Controls section.

LUH

Horizontal Blower Heater (cont'd.)

Dimensions (Inches)



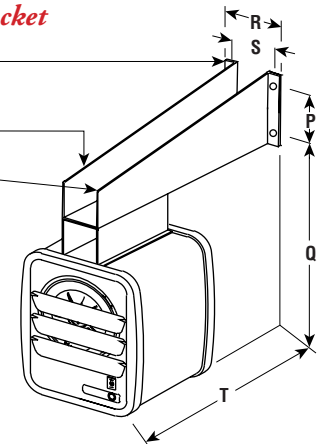
Wall Mounted Universal Bracket

(4) 13/32" dia. wall mounting holes.¹

Stop for limiting rotation.

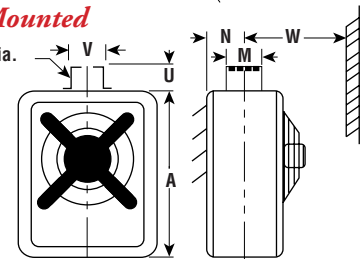
Swivel bolt permits heater to be rotated to face desired direction. Four bolts are provided for field attachment of swivel bracket to welded fasteners on top of unit.

Minimum mounting height is 7 feet from floor.



Ceiling Mounted

(1) 11/16" dia. swivel mounting hole.



Notes—

1. Wall mounting fasteners to be supplied by customer.
2. Threaded rod to be supplied by customer.


Wall Mounted Heaters

Heater	Dimensions (In.)					Wall Bracket	PCN	Stock	Wt. (Lbs.)
	P	Q	R	S	T				
LUH-02 to -05	1-3/4	21-1/2	6-3/4	5-1/2	14-15/16	WUH-01A	303474	S	3
LUH-07, 10, 12, 15	2	28-7/16	9-1/2	8-3/8	22-1/4	WUH-02	300484	S	5
LUH-20, 25	2	32	9-1/2	8-3/8	22-1/4	WUH-02	300484	S	7
LUH-30, 35, 40, 45	5-1/2	28-11/16	5	3-1/2	33-1/4	WUH-03	300492	S	10

Ceiling Mounted Heaters

Heater	Dimensions (In.)																Ceiling Bracket	PCN	Stock	Wt. (Lbs.)
	A	B	C	D	E	F	G	H	I	J	K	M	N	U	V	W				
LUH-02 to -05	16	13-1/8	8-7/8	11-5/8	10-3/4	9-3/4	5-1/2	3-13/16	4-1/2	4-15/16	6-5/8	6	4-7/16	4	4-1/2	10-1/2	WUH-04A	303466	S	1
LUH-07, 10, 12, 15	20-1/2	17-1/4	11-1/2	16-3/8	14-3/8	12-3/8	8-1/4	4-1/2	6-1/4	7-7/16	8-5/8	8	6-1/4	6	7-1/4	16	WUH-05	300513	S	2
LUH-20, 25	24	20-1/8	11-1/2	20-1/2	16-3/4	16	8-1/4	6	6-1/4	12	10-1/16	8	6-1/4	6	7-1/4	16	WUH-05	300513	S	3
LUH-30, 35, 40, 45	24	20-1/8	17	26	16-3/4	16	8-1/4	6	11-3/4	12	10-1/16	13-3/4	9-5/16	6	7-1/4	21	WUH-06	300521	S	3

Optional Control Accessories & Remote Thermostats Fan Only Operation Kits



Note — A fan only operation (optional) is available by means of a built-in switch or by external control.

Summer Fan Switch	(2 - 15 kW)		(20 - 45 kW)		Stock	Wt. (Lbs.)
	Model	PCN	Model	PCN		
Internal 208 - 277V	ISFS-02 ²	305007	ISFS-02	305007	S	0.25
External ¹ with Relay (24V control)	ESFS-40	305015	ESFS-40A	305058	S	0.5
External ¹ with Relay (120V control)	ESFS-41	305023	ESFS-41A	305066	S	0.5
External ¹ with Relay (240V control)	ESFS-42	305031	ESFS-42A	305074	NS	0.5
External ¹ with Relay (277V control)	ESFS-47	305040	—	—	S	0.5

1. Kit includes wall plate (discard plate if switch is to be installed on heater).
2. Do not use for 480V rated heaters. 480V heaters require fan relay option with proper control voltage relay coil.

Thermostat Kits

Model	PCN	Stock	Wt. (Lbs.)
LUH-TK1 (SPST)	301129	S	0.25
LUH TK2 (DPST)	300530	S	0.25

Power Disconnect Kits

Model	Rating	PCN	Stock	Wt. (Lbs.)
EDS-1	40 Amp*	303431	S	0.5
EDS-2	80 Amp	303440	S	0.5
EDS-3	100 Amp	303458	NS	1

3 Pole, 600V Rating

* EDS-1 Rating for 480V or less is 50 Amp.

Mounting Limitations

Hazardous Atmosphere — Unit heaters should not be used in potentially explosive atmospheres. **Corrosive Atmosphere** — The finish is not intended for direct salt spray exposure in marine applications or the highly corrosive atmospheres of greenhouses, swimming pools, chemical storage bins, etc. **Mounting Height** — Do not install unit heaters above recommended maximum mounting height. **Obstructions** must not block unit heater air inlet or discharge.

LUH Horizontal Blower Heater (cont'd.)

Specifications and Ordering Information

Electrical (60 Hz)				Motor				Air Delivery					Ordering			
kW	Volts	Ckt & Phase	Amps ⁴	Volts	Phase	HP	RPM	CFM	FPM	Temp. Rise (°F)	Horiz. Throw (Ft.)	Mtg. ⁵ Height (Ft.)	Model	Stock	PCN	Wt. (Lbs.)
2.6	208	1-1	13.1	208	1	1/50	1,000	310	700	27	12	8	LUH-02-81-34	S	303001	32
2.0/2.6	208/240	1-1	11.4 ²	240	1	1/50	1,000	310	700	27	12	8	LUH-02-21-34	S	303010	32
2.6	277	1-1	9.6	277	1	1/50	1,000	310	700	27	12	8	LUH-02-71-35	S	303028	32
4	208	1-1	19.8	208	1	1/50	1,000	310	700	42	12	8	LUH-04-81-34	S	303036	32
4	208	1-3 ³	11.7	208	1	1/50	1,000	310	700	42	12	8	LUH-04-83-34	S	303044	32
3/4	208/240	1-1	17.2 ²	240	1	1/50	1,000	310	700	42	12	8	LUH-04-21-34	S	303052	32
3/4	208/240	1-3 ³	10.2 ²	240	1	1/50	1,000	310	700	42	12	8	LUH-04-23-34	S	303060	32
4	277	1-1	14.6	277	1	1/50	1,000	310	700	42	12	8	LUH-04-71-35	S	303079	32
4	480	1-3	5.1	480	1	1/50	1,000	310	700	42	12	8	LUH-04-41-32	S	303087	32
5	208	1-1	24.6	208	1	1/50	1,050	420	950	42	18	8	LUH-05-81-34	S	303095	32
5	208	1-3 ³	14.5	208	1	1/50	1,050	420	950	42	18	8	LUH-05-83-34	S	303108	32
3.75/5	208/240	1-1	21.4	240	1	1/50	1,050	420	950	42	18	8	LUH-05-21-34	S	303116	32
3.75/5	208/240	1-3 ³	12.6	240	1	1/50	1,050	420	950	42	18	8	LUH-05-23-34	S	303124	32
5	277	1-1	18.3	277	1	1/50	1,050	420	950	42	18	8	LUH-05-71-35	S	303132	32
5	480	1-3	6.3	480	1	1/50	1,050	420	950	42	18	8	LUH-05-43-32	S	303140	32
7.5	208	1-1 ³	36.5	208	1	1/10	1,550	670	850	40	20	8	LUH-07-81-34	S	303159	50
7.5	208	1-3	21.3	208	1	1/10	1,550	670	850	40	20	8	LUH-07-83-34	S	303167	50
5.6/7.5	208/240	1-1 ³	31.7 ²	240	1	1/10	1,550	670	850	40	20	8	LUH-07-21-34	S	303175	50
5.6/7.5	208/240	1-3	18.5 ²	240	1	1/10	1,550	670	850	40	20	8	LUH-07-23-34	S	303183	50
7.5	277	1-1	27.7	277	1	1/10	1,550	670	850	40	20	8	LUH-07-71-35	S	303191	50
7.5	480	1-3	9.9	480	3	1/10	1,550	670	850	40	20	8	LUH-07-43-32	S	303204	50
7.5	600	1-3	7.6	575	3	1/3	1,725	750	950	32	20	8	LUH-07-63-32	NS	—	50
9.7	208	1-1 ³	47.1	208	1	1/10	1,550	750	950	47	27	9	LUH-10-81-34	S	303212	50
9.7	208	1-3	27.4	208	1	1/10	1,550	750	950	47	27	9	LUH-10-83-34	S	303220	50
7.5/10	208/240	1-1 ³	42.1 ²	240	1	1/10	1,550	750	950	47	27	9	LUH-10-21-34	S	303239	50
7.5/10	208/240	1-3	24.5 ²	240	1	1/10	1,550	750	950	47	27	9	LUH-10-23-34	S	303247	50
10	480	1-3	12.9	480	3	1/10	1,550	750	950	47	27	9	LUH-10-43-32	S	303255	50
10	600	1-3	10.6	575	3	1/3	1,725	850	1200	37	27	9	LUH-10-63-32	NS	—	50
12.5	208	1-3	35.2	208	1	1/10	1,550	750	950	55	27	9	LUH-12-83-34	S	303263	50
9.3/12.5	208/240	1-3	30.6	240	1	1/10	1,550	750	950	55	27	9	LUH-12-23-34	S	303271	50
12.5	480	1-3	15.9	480	3	1/10	1,550	750	950	55	27	9	LUH-12-43-32	S	303280	50
12.5	600	1-3	12.6	575	3	1/3	1,725	850	1200	47	27	9	LUH-12-63-32	NS	—	50
15	208	1-3	42.1	208	1	1/3	1,550	750	950	61	27	10	LUH-15-83-34	S	303298	50
11.25/15	208/240	1-3	36.6 ²	240	1	1/3	1,550	750	950	61	27	10	LUH-15-23-34	S	303300	50
15	480	1-3	19.0	480	3	1/3	1,550	750	950	61	27	10	LUH-15-43-32	S	303319	50
15	600	1-3	15.6	575	3	1/3	1,725	850	1200	56	27	10	LUH-15-63-32	NS	—	50
14.5/19.4	208/240	1-3	48.0 ²	240	3	1/3	1,725	1,240	1,160	53	31	11	LUH-20-23-34	S	303327	73
20	480	1-3	25.0	480	3	1/3	1,725	1,240	1,160	53	31	11	LUH-20-43-32	S	303335	73
20	600	1-3	19.6	575	3	1/3	1,725	1,240	1,160	53	31	11	LUH-20-63-32	NS	—	73
25	480	1-3	31.0	480	3	1/3	1,725	1,350	1,260	60	31	12	LUH-25-43-32	S	303343	73
25	600	1-3	24.6	575	3	1/3	1,725	1,350	1,260	60	31	12	LUH-25-63-32	NS	—	73
30	208	2-3	85.2	240	3	1/3	1,725	1,555	1,450	64	46	13	LUH-30-83-34	S	303351	106
22.5/30	208/240	2-3	74.0 ²	240	3	1/3	1,725	1,555	1,450	64	46	13	LUH-30-23-34	S	303360	106
30	480	2-3	37.1	480	3	1/3	1,725	1,555	1,450	64	46	13	LUH-30-43-32	S	303378	106
30	600	2-3	29.6	575	3	1/3	1,725	1,555	1,450	64	46	13	LUH-30-63-32	NS	—	106
26.25/35	208/240	2-3	86.0 ²	240	3	1/3	1,725	1,555	1,450	71	45	14	LUH-35-23-34	S	303386	106
35	480	2-3	43.1	480	3	1/3	1,725	1,555	1,450	71	45	14	LUH-35-43-32	S	303394	106
35	600	2-3	34.7	575	3	1/3	1,725	1,555	1,450	71	45	14	LUH-35-63-32	NS	—	106
28.5/38	208/240	2-3	93.3	240	3	1/3	1,725	1,555	1,450	84	44	15	LUH-40-23-34	S	303407	106
39	480	2-3	47.9	480	3	1/3	1,725	1,555	1,450	84	44	15	LUH-40-43-32	S	303415	106
40	600	2-3	39.7	575	3	1/3	1,725	1,555	1,450	84	44	15	LUH-40-63-32	NS	—	106
45	480	2-3	55.1	480	3	1/3	1,725	1,555	1,450	94	42	17	LUH-45-43-32	S	303423	106
45	600	2-3	43.7	575	3	1/3	1,725	1,555	1,450	94	42	17	LUH-45-63-32	NS	—	106

Stock Status: S = stock AS = assembly stock NS = non-stock

To Order—Specify model, PCN, kW, volts, phase and quantity.

- For motor data, see table.
- 208V amperage is 86% of 240V value.
- Models can be field wired for 1 or 3 phase.
- Includes motor Amps.
- Maximum mounting height for effective heat distribution. Minimum height is 7 feet.

Other Notes —

- All heaters have built-in contactors and stock 480V models have built-in control transformers and contactor with 120V holding coils. All stock 208 and 240V models have 208/240V holding coils. All stock 277V models have 277V holding coils.
- Optional contactors available with 120 or 24V holding coils on made-to-order models, contact your Local Chromalox Sales office.
- When total heater capacity exceeds 48 Amps, built-in fusing is provided behind a hinged and latched door in the side which allows easy access.

LUH Horizontal Blower Heater *(cont'd.)*

Recommended Control Options

PCN	Description	Kits				PCN	Description	Kits			
		Thermostat	Fan Only	Remote Fan	Dis-connect			Only Thermostat	Fan Only	Remote Fan	Dis-connect
303001	LUH-D-02-81-34-00 208V 1P 2.6kW	LUH-TK1	ISFS-02	ESFS-42	EDS-1	303220	LUH-D-10-83-34-00 208V 3P 10kW	LUH-TK1	ISFS-02	ESFS-42	EDS-1
303010	LUH-D-02-21-34-00 240V 1P 2.6kW	LUH-TK1	ISFS-02	ESFS-42	EDS-1	303239	LUH-D-10-21-34-00 240V 1P 10kW	LUH-TK1	ISFS-02	ESFS-42	EDS-2
303028	LUH-D-02-71-35-00 277V 1P 2.6kW	LUH-TK1	ISFS-02	ESFS-47	EDS-1	303247	LUH-D-10-23-34-00 240V 3P 10kW	LUH-TK1	ISFS-02	ESFS-42	EDS-1
303036	LUH-D-04-81-34-00 208V 1P 4kW	LUH-TK1	ISFS-02	ESFS-42	EDS-1	303255	LUH-D-10-43-32-00 480V 3P 10kW	LUH-TK1	ESFS-41	ESFS-41	EDS-1
303044	LUH-D-04-83-34-00 208V 3P 4kW	LUH-TK1	ISFS-02	ESFS-42	EDS-1	303263	LUH-D-12-83-34-00 208V 3P 12.5kW	LUH-TK1	ISFS-02	ESFS-42	EDS-1
303052	LUH-D-04-21-34-00 240V 1P 4kW	LUH-TK1	ISFS-02	ESFS-42	EDS-1	303271	LUH-D-12-23-34-00 240V 3P 12.5kW	LUH-TK1	ISFS-02	ESFS-42	EDS-1
303060	LUH-D-04-23-34-00 240V 3P 4kW	LUH-TK1	ISFS-02	ESFS-42	EDS-1	303280	LUH-D-12-43-32-00 480V 3P 12.5kW	LUH-TK1	ESFS-41	ESFS-41	EDS-1
303079	LUH-D-04-71-35-00 277V 1P 4kW	LUH-TK1	ISFS-02	ESFS-47	EDS-1	303298	LUH-D-15-83-34-00 208V 3P 15kW	LUH-TK1	ISFS-02	ESFS-42	EDS-2
303087	LUH-D-04-43-32-00 480V 3P 4kW	LUH-TK1	ESFS-41	ESFS-41	EDS-1	303300	LUH-D-15-23-34-00 240V 3P 15kW	LUH-TK1	ISFS-02	ESFS-42	EDS-1
303095	LUH-D-05-81-34-00 208V 1P 5kW	LUH-TK1	ISFS-02	ESFS-42	EDS-1	303319	LUH-D-15-43-32-00 480V 3P 15kW	LUH-TK1	ESFS-41	ESFS-41	EDS-1
303108	LUH-D-05-83-34-00 208V 3P 5kW	LUH-TK1	ISFS-02	ESFS-42	EDS-1	303327	LUH-D-20-23-34-00 240V 3P 20kW	LUH-TK1	ISFS-02	ESFS-42A	EDS-2
303116	LUH-D-05-21-34-00 240V 1P 5kW	LUH-TK1	ISFS-02	ESFS-42	EDS-1	303335	LUH-D-20-43-32-00 480V 3P 20kW	LUH-TK1	ESFS-41A	ESFS-41A	EDS-1
303124	LUH-D-05-23-34-00 240V 3P 5kW	LUH-TK1	ISFS-02	ESFS-42	EDS-1	303343	LUH-D-25-43-32-00 480V 3P 25kW	LUH-TK1	ESFS-41A	ESFS-41A	EDS-1
303132	LUH-D-05-71-35-00 277V 1P 5kW	LUH-TK1	ISFS-02	ESFS-47	EDS-1	303351	LUH-D-30-83-34-00 208V 3P 30kW	LUH-TK1	ISFS-02	ESFS-42A	EDS-3
303140	LUH-D-05-43-32-00 480V 3P 5kW	LUH-TK1	ESFS-41	ESFS-41	EDS-1	303360	LUH-D-30-23-34-00 240V 3P 30kW	LUH-TK1	ISFS-02	ESFS-42A	EDS-2
303159	LUH-D-07-81-34-00 208V 1P 7.5kW	LUH-TK1	ISFS-02	ESFS-42	EDS-1	303378	LUH-D-30-43-32-00 480V 3P 30kW	LUH-TK1	ESFS-41A	ESFS-41A	EDS-1
303167	LUH-D-07-83-34-00 208V 3P 7.5kW	LUH-TK1	ISFS-02	ESFS-42	EDS-1	303386	LUH-D-35-23-34-00 240V 3P 35kW	LUH-TK1	ISFS-02	ESFS-42A	EDS-3
303175	LUH-D-07-21-34-00 240V 1P 7.5kW	LUH-TK1	ISFS-02	ESFS-42	EDS-1	303394	LUH-D-35-43-32-00 480V 3P 35kW	LUH-TK1	ESFS-41A	ESFS-41A	EDS-2
303183	LUH-D-07-23-34-00 240V 3P 7.5kW	LUH-TK1	ISFS-02	ESFS-42	EDS-1	303407	LUH-D-40-23-34-00 240V 3P 40kW	LUH-TK1	ISFS-02	ESFS-42A	EDS-3
303191	LUH-D-07-71-35-00 277V 1P 7.5kW	LUH-TK1	ISFS-02	ESFS-47	EDS-1	303415	LUH-D-40-43-32-00 480V 3P 40kW	LUH-TK1	ESFS-41A	ESFS-41A	EDS-2
303204	LUH-D-07-43-32-00 480V 3P 7.5kW	LUH-TK1	ESFS-41	ESFS-41	EDS-1	303423	LUH-D-45-43-32-00 480V 3P 45kW	LUH-TK1	ESFS-41A	ESFS-41A	EDS-2
303212	LUH-D-10-81-34-00 208V 1P 10kW	LUH-TK1	ISFS-02	ESFS-42	EDS-2						

When ordering LUH heaters, specify the model number and corresponding PCN (Product Code Number). If controls or thermostat/fan options are required, designate these options in the model number when ordering, as shown below. Always specify voltage, phase and kW by listing them on the purchase order product specifications.

Model Numbers

Chromalox Horizontal Unit Heater

Heating Elements

02 = 2.6 kW	20 = 20.0 kW
04 = 4.0 kW	25 = 25.0 kW
05 = 5.0 kW	30 = 30.0 kW
07 = 7.5 kW	35 = 35.0 kW
10 = 10.0 kW	40 = 40.0 kW
12 = 12.5 kW	45 = 45.0 kW
15 = 15.0 kW	

Heater Voltage and Phase

81 = 208V, 1 Phase	71 = 277V, 1 Phase
83 = 208V, 3 Phase	43 = 480V, 3 Phase
21 = 240V, 1 Phase	63 = 600V, 3 Phase
23 = 240V, 3 Phase	

Control

00	No Contactor(s)
30	24V Control Internal Transformer
31	24V Control Externally Supplied
32	120V Control Internal Transformer
33	120V Control Externally Supplied
34	208/240V Control Internally Supplied, No Transformer
35	277V Control Internally Supplied

Control

00	No Thermostat, No Summer Fan Switch
40	Internal Thermostat Only
41	Internal Therm. and Internal Sum. Fan Sw.
42	External Sum. Fan Sw. Only (Not 480V)
43	External Sum. Fan Sw. and Fan Relay (All Volts)
44	Rem. Fan Sw. and Internal Therm. (Not 480V)
45	Rem. Fan Sw., Fan Relay and Int. Therm. (All Volts)D, E, F, G

Disconnect Switch

1	40 Amp
2	80 Amp
3	100 Amp

FORCED AIR

LUH 05 21 34 41 1 Typical Model Number